



LINLITHGOW UNION CANAL SOCIETY



Honorary President The Marquess of Linlithgow
Honorary Vice-President The Earl of Mar and Kellie

Please reply to
Canal Basin, Manse Road
Linlithgow, EH49 6AJ
☎ 0844 272 3812
✉ bookings@lucs.org.uk

Dear Teacher,

Thank you for downloading the Primary 3 to Primary 7 Canal Work Sheets before your class's forthcoming visit to Linlithgow Canal Centre.

It would be helpful if, before your visit you could,

- Reinforce the importance of safety near water and complete sheet LP921 with your class.
- Photocopy the Canal Work Sheets as required. Note LP923, LP924 and LP925, LP926 are for differing ability levels.
- Arrange pupils into groups of not more than ten with an adult in charge of each group.

Please on the day of your visit

- Bring confirmation of your booking.

After your visit

- Please could you complete the Evaluation Form at the end of the pack. It is important to learn from you of any aspects of the visit we can improve.

Linlithgow Union Canal Society wishes you and your class an enjoyable and educational visit.

Yours sincerely,

David Wood
Education Officer

LP972

LUCS is registered in Scotland as a Company Limited by Guarantee. Registered N° 71328
Registered Office: Canal Basin, Manse Road, Linlithgow EH49 6AJ. LUCS is a Recognised Charity N° SC011100
Web site www.lucs.org.uk e-mail info@lucs.org.uk

THE LINLITHGOW CANAL CENTRE

Name:

Date:

The Union Canal. Work Sheet.

Discussion Ideas

The headings below provide topics suitable for discussion and explanation with Primary 3 - 7 pupils during their thirty minute cruise.

Boat description

Doocot

Crane Pillar

Mooring Rings

Basin Shape

Towpath

Bridges

Wildlife

Cargo

Rope marks

Mile stones

Slipway

Fenders

Tiller

Question and answer session

Name:

Date:

The Union Canal. Work Sheet.


It is important to remember that water can be very dangerous. Before you visit The Union Canal think of some simple water safety rules that you should follow. Write a rule in each box and illustrate it.

<p>Water Safety Rules</p>	

Name:

Date:

The Union Canal. Work Sheet.



Tick when you have had a close look at -

the bridge

a barge

the towpath

the stable

the iron boat rings

the base for a crane

Choose two things from the list to draw in the space below and write a sentence about each.

Name:

Date:

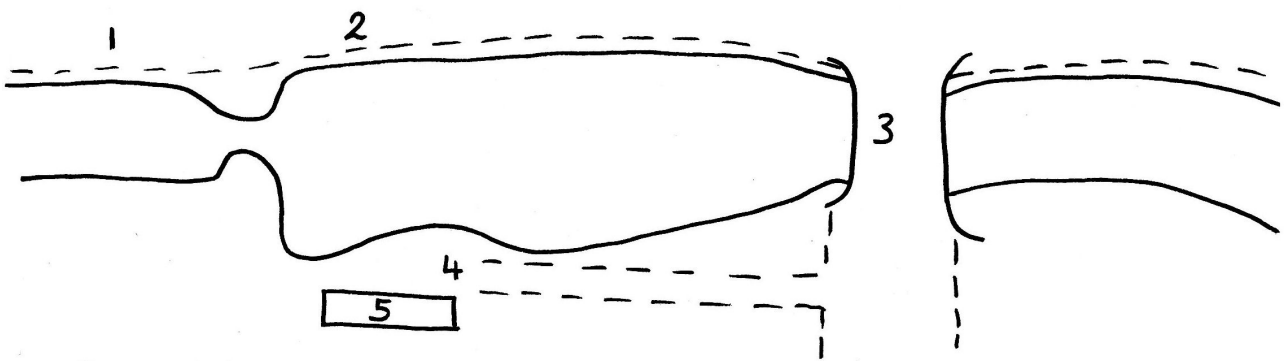
The Union Canal. Work Sheet.

You are standing at the Linlithgow canal basin.

In what way is the basin different from the canal ?

.....

Here is a plan of the basin.



Walk round the basin (take care when you cross the bridge). Go to the places numbered on the plan. Match the numbers with this list of things you can see.

<i>Place</i>	<i>No. on Plan</i>
Bridge	
Towpath	
Stable	
Iron boat rings	
Base for crane	

Name:

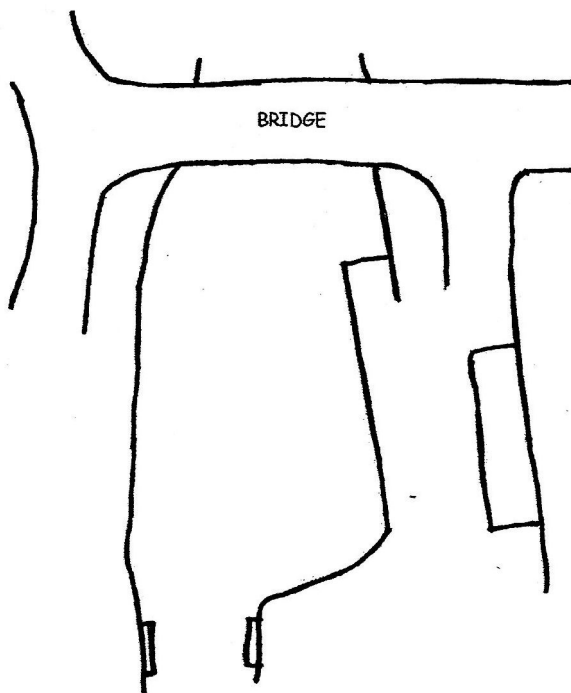
Date:

How the Canal Works

Below is a plan of the canal basin you are at. The boxes contain objects you would find on this plan. Draw a line/lines from each box to where you would find that object on the plan.

Wooden mooring bollards like the mooring rings also found here, are used to tie up boats while they are working through the basin.

How many bollards can you find?
.....



The edging of the canal includes some very early **stone railway sleepers**. You can spot them by the slots for the rail supports. Wooden sleepers worked better so the stone ones were soon replaced and reused.

How many sleepers can you find?

Straking boards are pieces of wood along the edge of the narrower parts of the canal so the boats don't hit the hard edge of the canal.

How many straking boards can you find?
.....

The **slipway** is a slope at the basin that leads down into the water for boats to be pushed or pulled into or out of the canal easily.

How many slipways can you find?

Fenders can be found on both a boat and edge of the canal to stop a boat being damaged when it is docked in the basin.

How many fenders can you find?
.....

Stop-planks are used to make a fence of logs across the narrow parts of the canal, tied together with ropes or chains, to stop water getting through.

Draw a line to where you can find them when they are not used.

The **measuring scale** found alongside one side of this canal is checked every day to see if enough water is being supplied.

What number does the scale go up to?

Name:

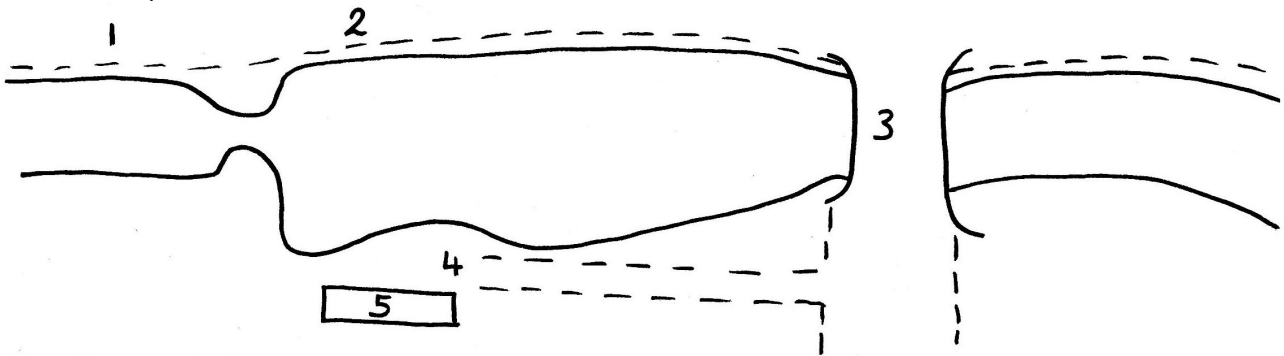
Date:

The Union Canal. Work Sheet.

You are standing at the Linlithgow canal basin.

In what way is the basin different from the canal ?

Here is a plan of the basin.



Walk round the basin (take care when you cross the bridge). Go to the places numbered on the plan. Match the numbers with this list of things you can see.

<i>Place</i>	<i>No. on Plan</i>
Bridge	
Towpath	
Stable	
Iron boat rings	
Base for crane	

1. Find something that tells you how the water level on the canal is measured.

.....

- Stand on the towpath under the bridge. What tells you that the horses pulling the barges did not have much room to pass ? (Clue - look at the walls)

.....

- What is the number on the bridge ? Why has it got a number ?

4. Is there a mile-stone on the towpath by the canal basin ?

.....


Name:

Date:

How the Canal Works


Below is a plan of the canal basin and descriptions of items that you will find. Locate each item, sketch it carefully and plot these on the plan by drawing a line to the correct location.

Wooden mooring bollards are used to tie up while working through the lock.
Draw a picture of one below.




How many bollards can you find?

Straking boards are pieces of wood along the edge of the narrower parts of the canal so the boats don't hit the hard edge of the canal.
Draw a picture of one below.




How many straking boards can you find?.....

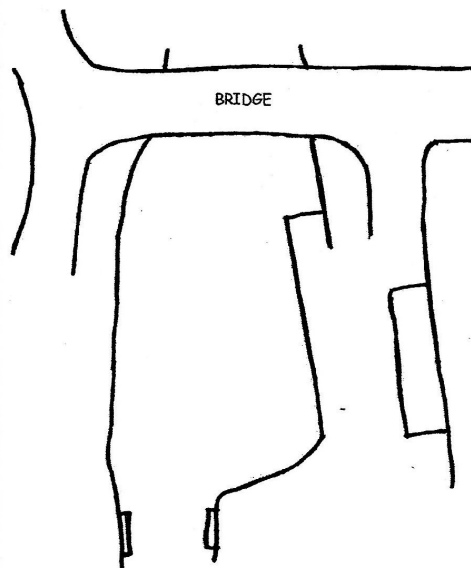
Fenders can be found on both a boat and edge of the canal to stop a boat being damaged when it is docked in the basin.
Draw a picture of one fender.




Stop-planks are used to make a fence of logs across the narrow parts of the canal, tied together with ropes or chains, to stop water getting through.
Draw a picture of what such a fence of these might look like.



Draw a line to where you can find them when they are not used




Stone railway sleepers. Were part of the and held the rail supports.
Draw a picture of one below.




How many sleepers can you find?

The **slipway** is a slope at the basin that leads down into the water for boats to be pushed or pulled into or out of the canal easily.
Draw a picture of one below.



How many slipways can you find?

The **measuring scale** found alongside one side of this canal is checked twice a day to see if enough water is being supplied.
Draw a picture of the scale.



Name:

Date:

The Union Canal. Work Sheet.

Circle the correct answer.

- | | | |
|--|-----|----|
| Over 150 years ago there were roads | Yes | No |
| Over 150 years ago there were lorries | Yes | No |
| Over 150 years ago there were railways | Yes | No |
| Over 150 years ago there were trains | Yes | No |
| Over 150 years ago there were canals | Yes | No |
| Over 150 years ago there were barges | Yes | No |

Find the missing words and write them in the spaces.

The town is called The canal is called The Canal.
The wide part of the canal is called the canal Canal boats are often called They were pulled along by walking by the canal on the Canals were better than In the past, roads were too

basin	rough	horses	Linlithgow
barges	towpath	roads	Union

Name:


Date:

The Union Canal. Work Sheet.

Linlithgow basin is $21 \frac{1}{4}$ miles west of Edinburgh and $10 \frac{1}{4}$ miles east of Falkirk.

How long is the Union Canal? miles

Here is a diagram of the canal.



Mark with an X where you think the Linlithgow Canal basin should be.

In reality, the canal is not straight - why not ?

.....

Why were the following needed on the canal ?

1. Aqueducts

2. Tunnels

3. Locks

What canal does the Union Canal meet at Falkirk?

.....

To which city does this canal lead to ?

.....

Suggest ways in which the canal could be used now that it is no longer used for trade.

.....

Name:

Date:

The Union Canal. Work Sheet.

After the visit

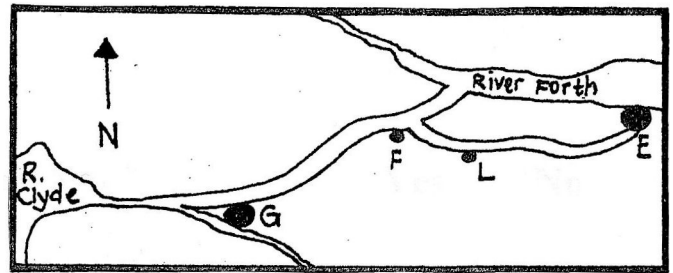
1. Write in, on the plan, the Forth & Clyde Canal and the Union Canal.
Which towns do the letters represent?

E

G

F

L



2. Why was the Forth & Clyde Canal built?

.....

3. Find the names of any other Scottish canals.

.....

4. Find the names of two world - famous canals.

.....

5. Two canal builders were Burke and Hare. What else were these two navvies famous for?

.....

6. The second largest aqueduct in Britain is built over the Avon Valley between Linlithgow and Falkirk. What is an aqueduct?

.....

Name:

Date:

The Union Canal. Work Sheet.

After the visit. Union Canal Puzzles

How many words can you make from 'The Union Canal' ? All words must be three letters or more.

Anagrams

nacla

tnLioglhwi

cedaquut

srageb

innou

twatohp

arcotiVi

gorac

reosh

inhudgebr

Name:

Date:

The Union Canal. Work Sheet.

After the visit

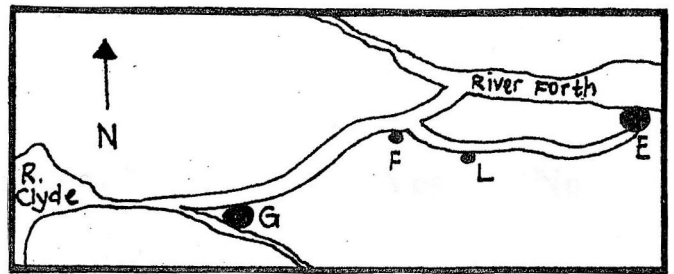
1. Write in, on the plan, the Forth & Clyde Canal and the Union Canal.
Which towns do the letters represent?

E

G

F

L



2. Why was the Forth & Clyde Canal built?

.....

3. Write an acrostic poem about CANALS.

Canals by

C

A

N

A

L

S



LINLITHGOW UNION CANAL SOCIETY

Honorary President The Marquess of Linlithgow
Honorary Vice-President The Earl of Mar and Kellie



Teacher Evaluation Form

Name of School:

Date of visit:

Please circle

Did the booking leaflet provide all the information you required? Yes No

What have we missed?

Was the free resource pack useful ? Yes No

Should we have included anything else?

Was the boat trip an interesting experience ? Yes No

Was the talk and/or video appropriate for your pupils ? Yes No

How can we improve?

Were the canal activities/games appropriate for your pupils ? Yes No

Would you recommend a LUCS visit to others ? Yes No

Please comment on any aspect of your visit.

LUCS values your feedback and will endeavour to use the information to make a future visit to the Union Canal as relevant as possible to the needs of children.

.....
.....
.....
.....
.....

Please either hand the completed form to the LUCS member who looked after your class or scan it and email to bookings@lucs.org.uk